


BLINK
TO SPEAK



EYE LANGUAGE GUIDE
ENGLISH

Quiet people have the loudest minds.

Stephen Hawking

Blink To Speak, the world's first eye language is a simple communication method created to help paralyzed people who have difficulties with speech. It is helpful for patients suffering from ALS / MND (Amyotrophic Lateral Sclerosis / Motor Neuron Disease), spinal cord injury (Quadriplegia – paralyzed below neck), cerebral palsy, head injury, stroke, cerebellar ataxia, multiple sclerosis, parkinson's disease and any other neuro-degenerative disorder. A patient on a mechanical ventilator, with an alert mind, can also use it. These can be patients in an ICU (Intensive Care Unit) or patients with Bi-pap, C-pap or a home ventilator. This language will ease communication between patients and caregivers / family members. It can be a permanent or temporary aid for communication.

To set an appointment with a Blink To Speak Trainer, please reach out to Dr. Hemangi Sane, Founder President of Asha Ek Hope Foundation & Deputy Director of NeuroGen Brain and Spine Institute.

A few steps that will
help you Blink To Speak


1. There are eight key alphabets in the eye language.
2. Various combinations of eye movements have been used to convey the most commonly used messages.
3. Always remember to leave adequate time intervals between two eye movements.
4. Every sign can be repeated many times to convey the message clearly.
5. Start with the first 15 signs in the first month. Gradually grow your vocabulary with 25 new signs every month.
6. The last page of the book has an Alphabet Page. You can use this system for conveying words missing in the assigned signs.
7. There are six extra signs for you. Use these to assign personal messages for your loved one.

The alphabets of Blink To Speak


Shut



Blink




Left



Right



Up



Down



Wink



Roll




Long hold
of shut eyes




Start
Stop

Furious
blinking




Wrong

1 Blink




Yes

2 Blinks




No

3 Blinks




I'm okay

**1 Left
1 Right
1 Blink**



I'm not okay


**1 Blink
1 Left**



Call guardian


SON / DAUGHTER / HUSBAND / WIFE / MOTHER / FATHER

**1 Blink
1 Right**




Call doctor

4 Blinks




I want to sleep

Keep looking left




Breathlessness

1 Left
1 Right




Water

1 Up




Toilet

1 Blink
1 Up




Heartache

2 Blinks
1 Left
2 Blinks



How are you?

Furious winking



Emergency

Point at each option
and wait for reaction



DIZZINESS



NOSE BLOCK



CRAMPS



PALPITATIONS



CHOKING

Yes = 1 Blink

No = 2 Blinks

1 Long close Furious blinking



Danger

Point at each option
and wait for reaction



SOMEONE IS
HURTING ME



SEXUAL ABUSE



THIEF



CALL POLICE

Yes = 1 Blink

No = 2 Blinks

2 Winks



I have a problem

Point at each option
and wait for reaction



FEELING COLD



I WANT TO SPIT



FEELING HOT



FOOD STUCK IN TEETH

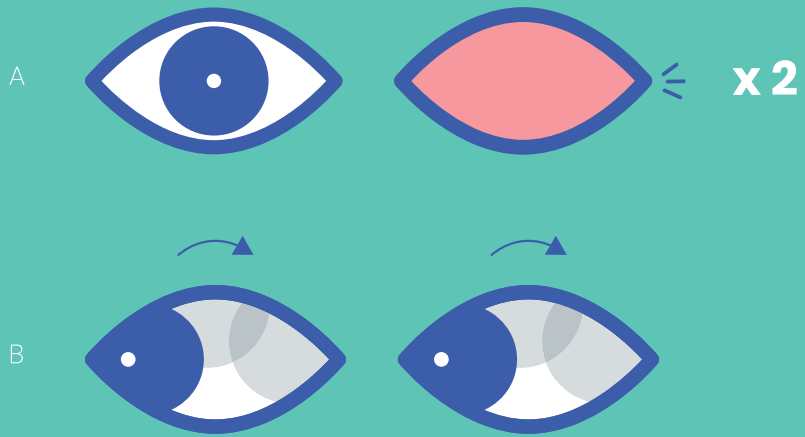


HEADACHE

Yes = 1 Blink

No = 2 Blinks

2 Winks 1 Roll



Transfer

Point at each option
and wait for reaction



CHAIR



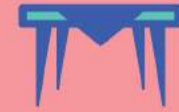
BED



SOFA



WHEELCHAIR



DINING TABLE

Yes = 1 Blink


No = 2 Blinks

3 Winks




I love you

1 Up 1 Wink




I'm sorry

1 Right Wink
1 Left Wink
2 Blinks




Thank you

1 Up
1 Down
2 Blinks




I need a hug

1 Wink




Let's talk

1 Blink
1 Up
1 Wink




Let's go out in the open

1 Left
1 Right
1 Wink




I want to go home

1 Left
1 Roll



I want to meet my pet

2 Blinks
1 Roll
2 Blinks




Congratulations!

2 Blinks
1 Long close



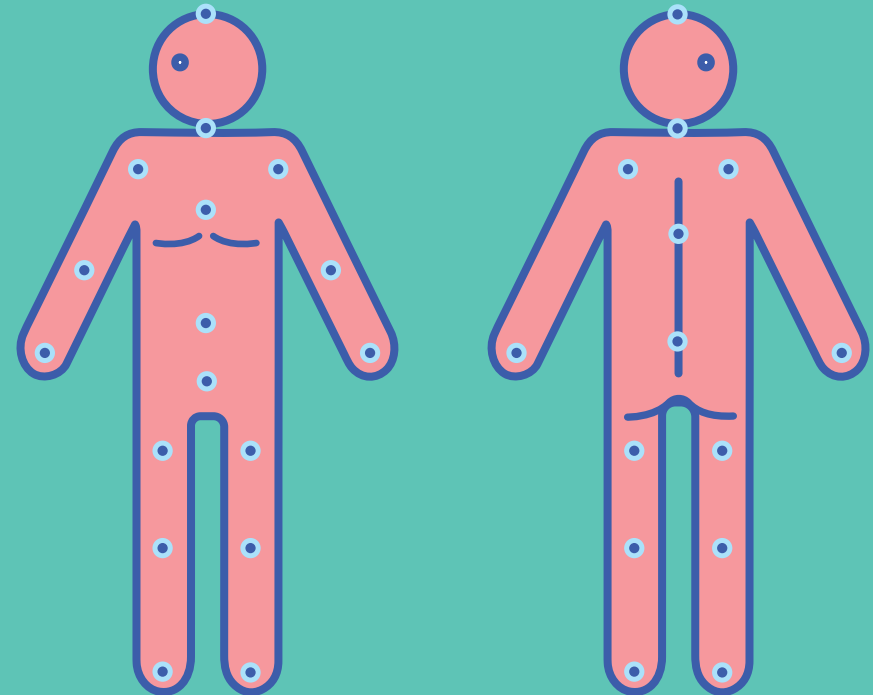
I'm proud of you

1 Wink
1 Blink



I'm in pain


Point at each option
and wait for reaction



Yes = 1 Blink

No = 2 Blinks

1 Roll
1 Wink



Change position

Point at each option
and wait for reaction



SIT



LIE STRAIGHT



TURN LEFT




TURN RIGHT

Yes = 1 Blink


No = 2 Blinks

1 Up
1 Down

A



B



I feel like eating

Point at each option
and wait for reaction



FRUITS



MY FAVOURITE



COLD BEVERAGE



SWEET / DESSERT



SPICY FOOD




HOT BEVERAGE

Yes = 1 Blink

No = 2 Blinks

1 Roll



Entertainment

Point at each option
and wait for reaction



TV



MUSIC



NEWSPAPER



TABLET




MOVIE

Yes = 1 Blink

No = 2 Blinks

1 Roll
1 Blink



Electrical appliance

Point at each option
and wait for reaction



FAN



AC



LIGHT



TV



HEATER



INCREASE




DECREASE

Yes = 1 Blink

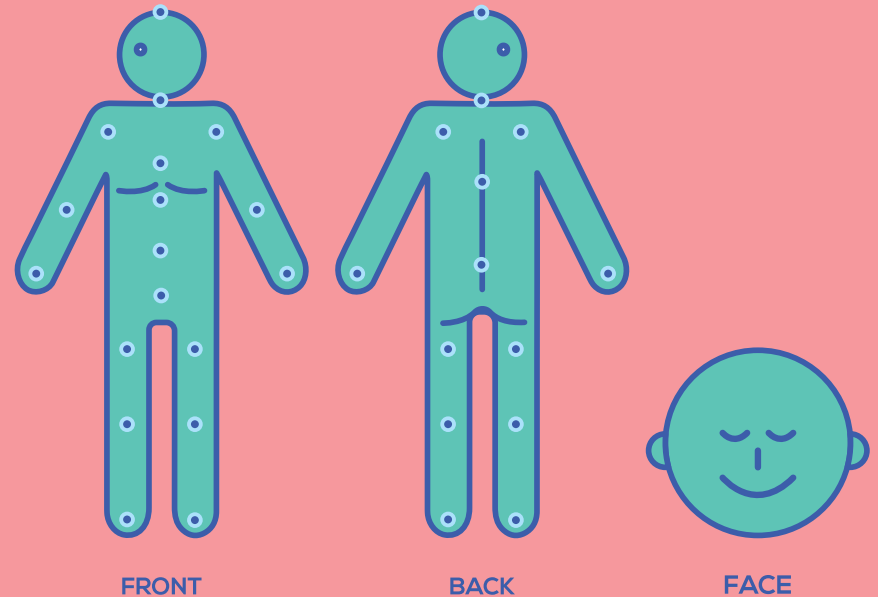
No = 2 Blinks

2 Left winks
2 Right winks



Wipe


Point at each part
and wait for reaction



Yes = 1 Blink

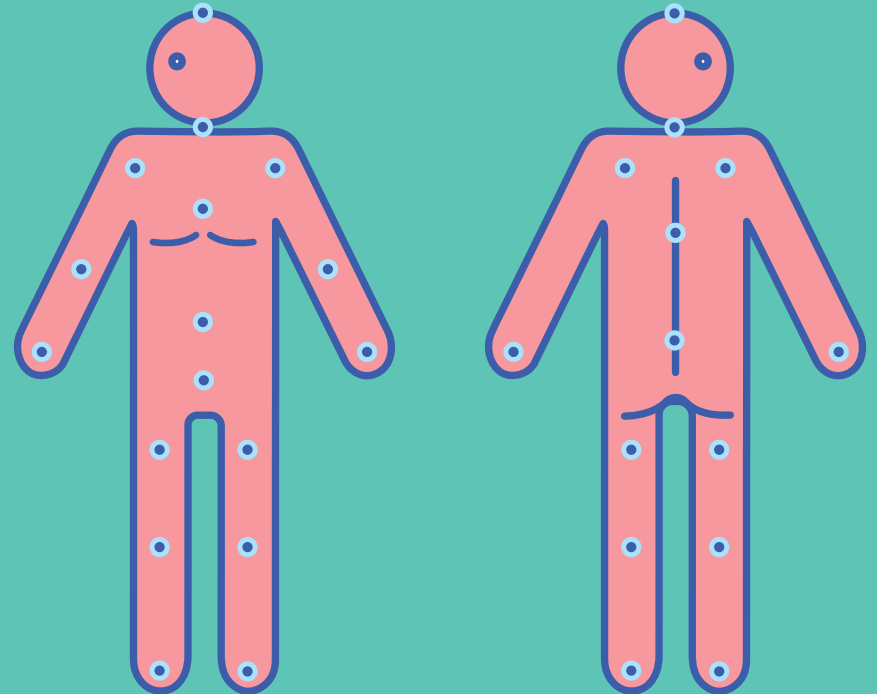
No = 2 Blinks

Keep looking right



Move

Point at each part and wait for reaction




FRONT

BACK

Yes = 1 Blink

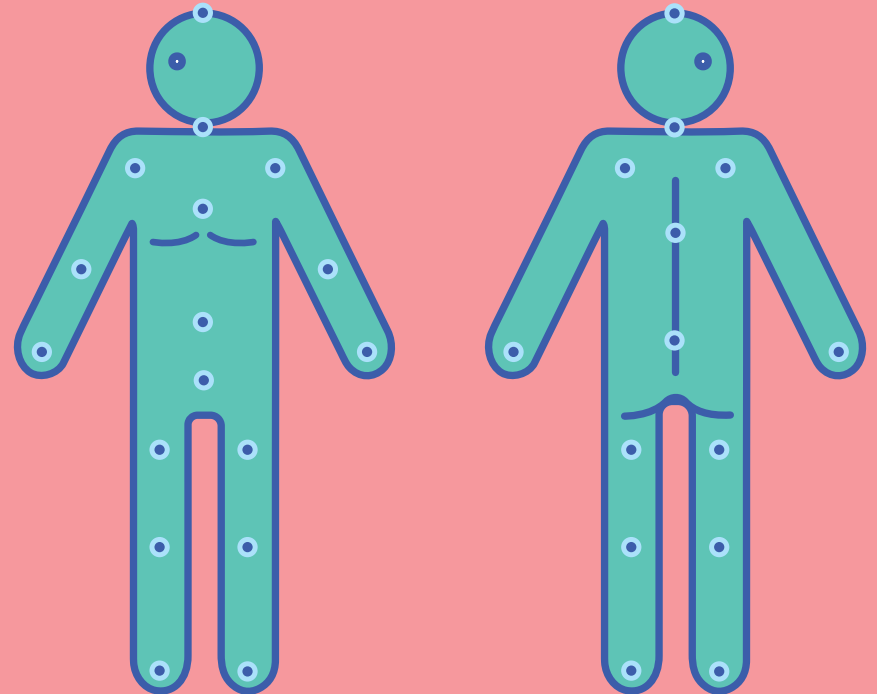
No = 2 Blinks

1 Wink
2 Blinks



Massage


Point at each part
and wait for reaction



Yes = 1 Blink

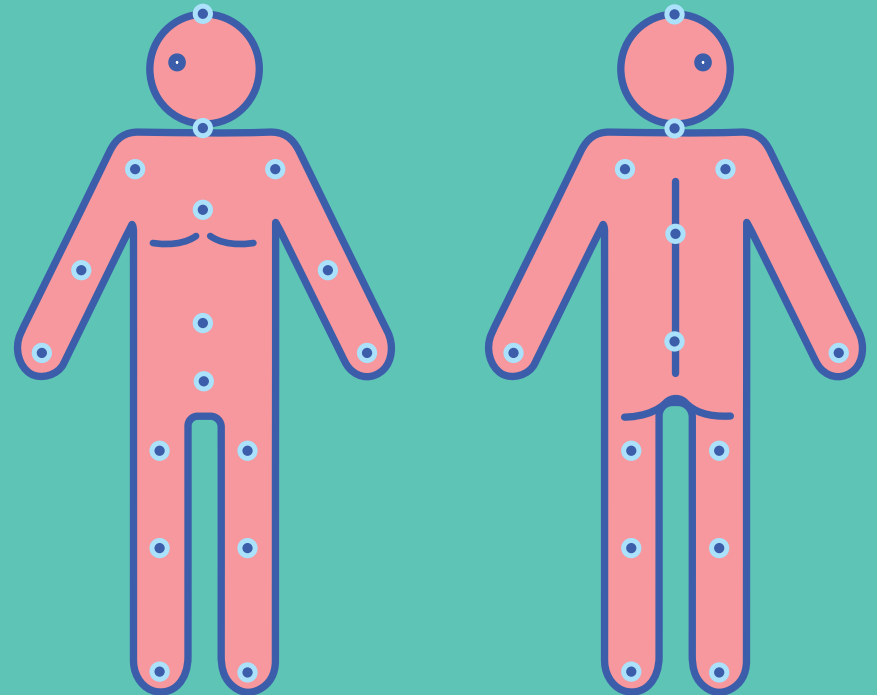
No = 2 Blinks

1 Blink
1 Roll
1 Wink



Hold

Point at each part
and wait for reaction




FRONT

BACK

Yes = 1 Blink

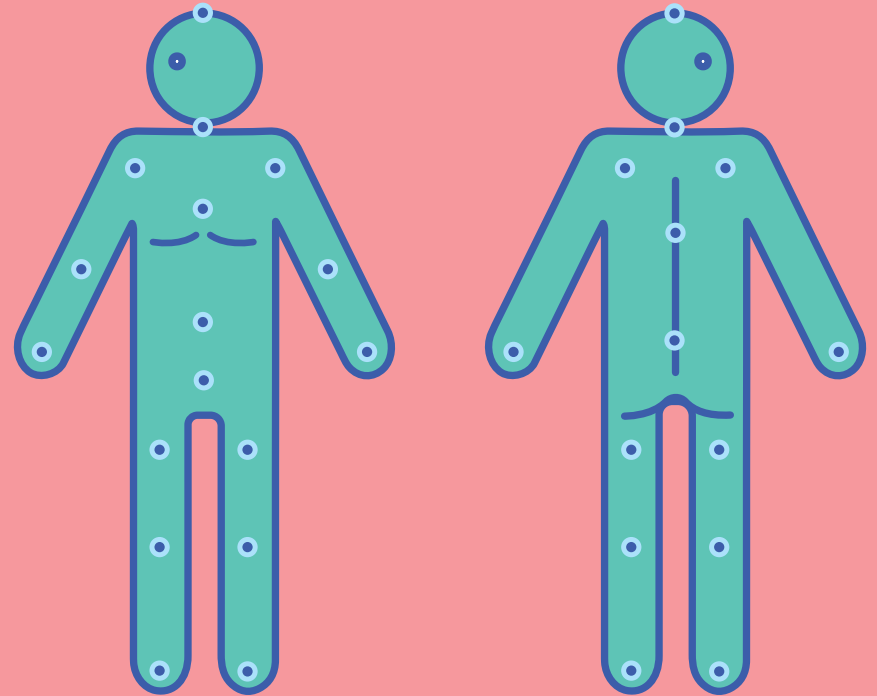
No = 2 Blinks

2 Blinks 1 Up



Lift


Point at each part
and wait for reaction



Yes = 1 Blink

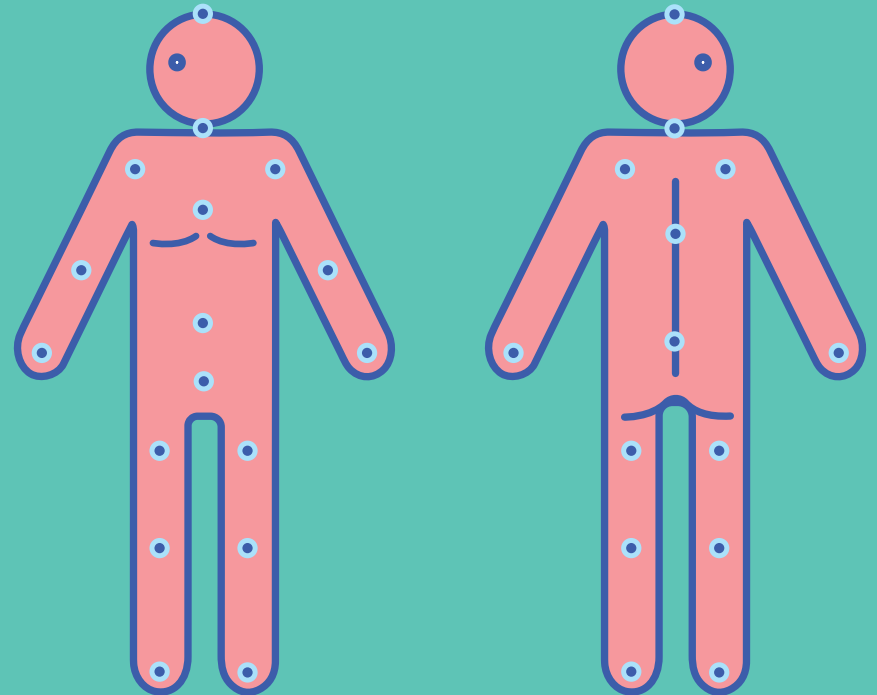
No = 2 Blinks

1 Left Wink
1 Blink
1 Right Wink



Wash

Point at each part
and wait for reaction




FRONT

BACK

Yes = 1 Blink

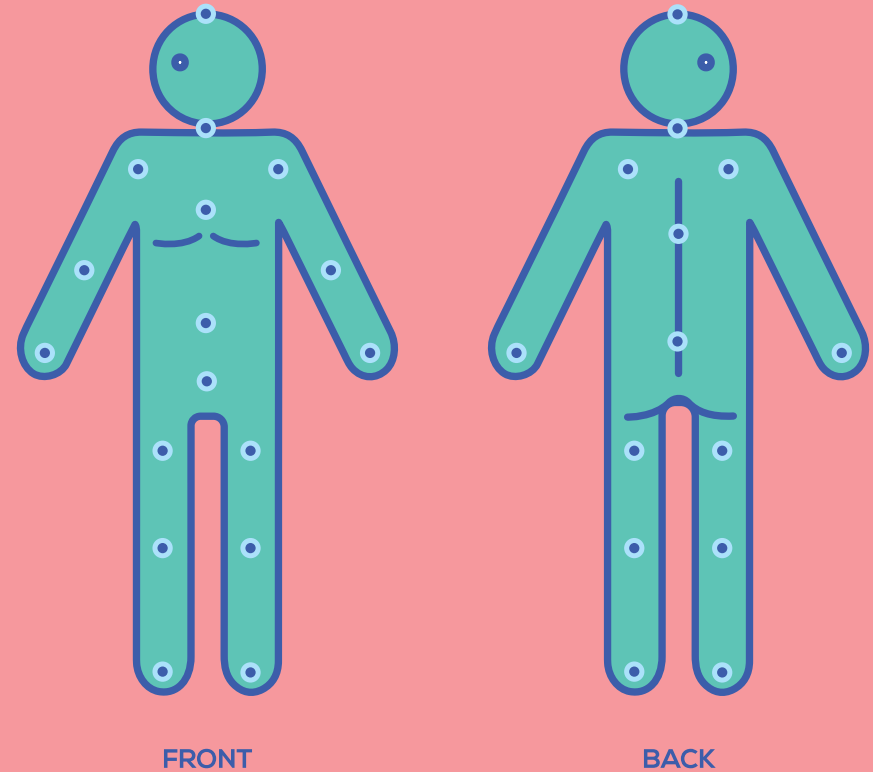
No = 2 Blinks

2 Right winks
2 Left winks



Scratch



Point at each part
and wait for reaction



Yes = 1 Blink

No = 2 Blinks

2 Winks
1 Blink



Change

Point at each option
and wait for reaction



CLOTHES



PILLOW /
PILLOW COVER



DIAPER





BEDSHEET /
BLANKET

Yes = 1 Blink


No = 2 Blinks

2 Winks
2 Blinks



Adjust

Point at each option
and wait for reaction



BLANKET



CLOTHES



SPECS



HAIR




PILLOW

Yes = 1 Blink

No = 2 Blinks


1 Up
1 Down
1 Wink




Happy

BIRTHDAY / ANNIVERSARY / FESTIVAL / MOTHER'S DAY


1 Up
1 Down
2 Winks




1 Roll
1 Blink
1 Roll
1 Wink




1 Left
2 Blinks
1 Right






1 Right 1 Left 3 Blinks




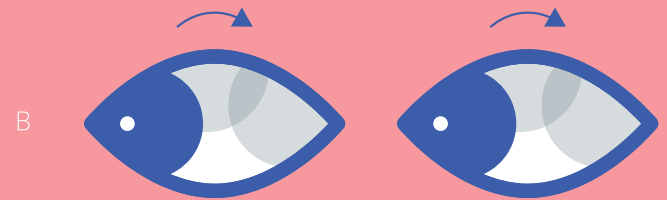

1 Left wink 2 Right winks



2 Left winks
1 Blink
2 Right winks



1 Blink
1 Roll
1 Blink



Alphabet page

A

1 Blink

B

1 Blink
1 Wink

C

1 Blink
1 Up

D

1 Blink
1 Roll

E

1 Blink
1 Left

F

1 Blink
1 Right

G

1 Blink
1 Blink

H

1 Wink

I

1 Wink
1 Up

J

1 Wink
1 Roll

K

1 Wink
1 Left

L

1 Wink
1 Right

M

1 Wink
1 Wink

N

1 Wink
2 Winks

O

1 Roll

P

1 Roll
1 Roll

Q

1 Up

R

1 Up
1 Down

S

1 Up
1 Left

T

1 Up
1 Right

U

1 Up
1 Up

V

1 Right

W

1 Right
1 Left

X

1 Right
1 Right

Y

1 Left

Z

1 Left Wink
1 Right Wink

INDEX

Start / Stop	8	love you	30	Hold	56
Wrong	9	I'm sorry	31	Lift	58
Yes	10	Thank you	32	Wash	60
No	11	I need a hug	33	Scratch	62
I'm okay	12	Let's talk	34	Change	64
I'm not okay	13	Let's go out in the open	35	CLOTHES / PILLOW / PILLOW COVER / DIAPER / BEDSHEET / BLANKET	
Call guardian	14	I want to go home	36	Adjust	66
Call doctor	15	I want to meet my pet	37	PILLOW / CLOTHES / SPECS / HAIR / BLANKET	
I want to sleep	16	Congratulations!	38	Happy	68
Breathlessness	17	I'm proud of you	39	BIRTHDAY / ANNIVERSARY / FESTIVAL / MOTHER'S DAY	
Water	18	I'm in pain	40	-----	69
Toilet	19	Change position	42	-----	70
Heartache	20	LIE STRAIGHT / TURN LEFT / TURN RIGHT / SIT		-----	71
How are you?	21	I feel like eating	44	-----	72
Emergency	22	FRUITS / MY FAVOURITE / COLD BEVERAGE / DESSERT / SPICY FOOD / HOT BEVERAGE		-----	73
Dizziness / Cramps / Nose block / Choking / Palpitations		Entertainment	46	-----	74
Danger	24	MUSIC / NEWSPAPER / TABLET / TV / MOVIE		-----	75
Someone is hurting me / Thief / Sexual abuse / Call police		Electrical appliance	48		
I have a problem	26	Fan / AC / Light / TV / Heater			
FEELING COLD / I WANT TO SLEEP / FEELING HOT / FOOD STUCK IN TEETH / HEADACHE		Wipe	50		
Transfer	28	Move	52		
CHAIR / BED / SOFA / WHEEL CHAIR / DINING TABLE		Massage	54		
				Alphabet page	75

Please get in touch

Dr. Hemangi Sane

Founder, Asha Ek Hope Foundation
Deputy Director, NeuroGen Brain and Spine Institute
402, Guruprabha Apts, Senapati Bapat Road, Dadar (West),
Mumbai, Maharashtra 400028

+91 98197 41333

Dr. Alok Sharma

Director, NeuroGen Brain and Spine Institute
Plot 19, Sector 40, Near Seawoods Grand Central Railway Station,
Off Palm Beach Road Seawoods, Navi Mumbai, Maharashtra 400706

+91 99202 00400



blinktospeak.com

ashaekhope.com | neurogenbsi.com